

# Convert Movie for iPod v1.0

## AppleScript for iTunes

Find more **free** AppleScripts and info on writing your own at Doug's AppleScripts for iTunes.

This script will convert a single selected QuickTime movie file in iTunes (.mov) to an iPod Video-compatible file (.m4v) with QuickTime and then add the converted file to iTunes. Additionally, you can choose to add the new file to a Video iPod mounted in iTunes. Speedy computer (G4 or better) highly recommended.

**This script is Donationware. If you use it and like it *please* consider making a donation to support my AppleScripting efforts. [Click here for more info.](#)**

### Installation:

If you installed the files from the downloaded disk image by dragging them to the "Installer", then the AppleScript and this Read Me document have already been installed in your *[user name] > Library > iTunes > Scripts* folder. The script will appear in iTunes' Script menu, where you can activate it by clicking on its name.

**To manually install, if necessary:** Put AppleScripts in your iTunes Scripts folder. This is located in *[user name] > Library > iTunes*. If there is no folder named "Scripts" there, create one and put the script(s) in it. AppleScripts will then appear in iTunes' Script menu, and can be activated by selecting by name and clicking. Be sure to also save this Read Me document in a safe and convenient place.

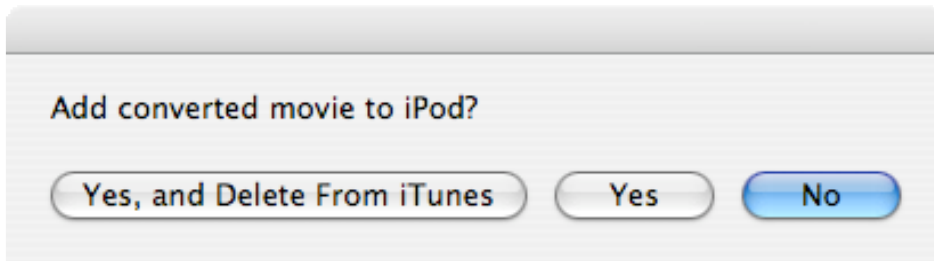
The script is actually an AppleScript applet that can be run by double-clicking its icon, but probably runs best by selecting it from the iTunes Script menu.

### How to use:

Select a **single** movie track in iTunes. Its **Kind** should be listed as "QuickTime movie file"; these are the only tracks/files the script handles. Now run the script.

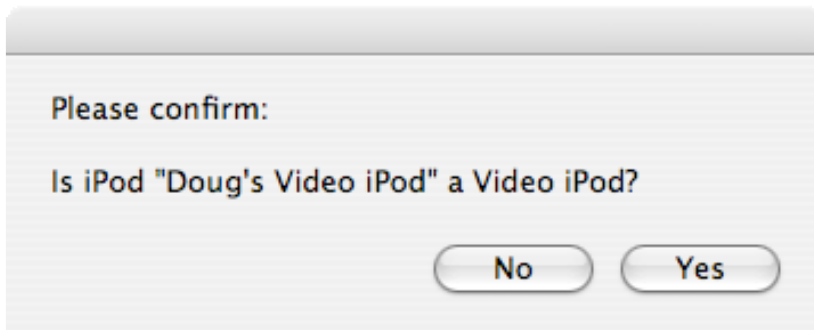
If no iPods are mounted, then you can skip this section and go to **\*\*\*** below.

**If one or more iPods are mounted**, you will be asked if you would like the converted movie to be copied to one of them and if you would like the original file in iTunes deleted (that is, the original *converted* file, not the original selected .mov/QuickTime movie file. That will **not** be deleted.):



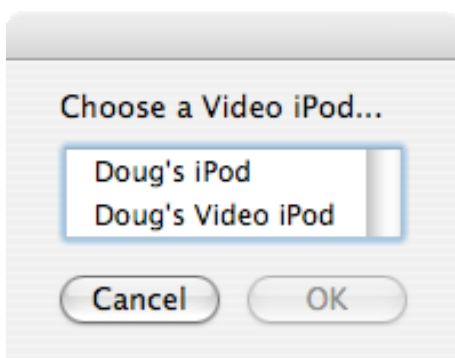
**You can only copy movies to a Video iPod.**

If only one iPod is mounted you will be asked to confirm that it is a Video iPod (later, attempting to copy a movie file to a non-Video iPod will result in an error):



This is just to make sure that you are not wasting your time trying to copy a movie file to an iPod that can't play movies. **If the converted file cannot be copied to the iPod then it won't be.** Sounds obvious, but you'd be surprised...

If you have *more* than one iPod mounted, you will be asked to select which Video iPod to copy the converted file to (make sure it is a Video iPod--see bold above):



In a few moments, the file of the selected movie track will be opened in QuickTime. QuickTime will export the file as a "m4v" type file to your "Movies" folder (that is ~/Movies, aka *username/Movies*.)

\*\*\*

- The new file will be added to iTunes. If your iTunes Advanced Preferences are set to **"Copy files to iTunes Music folder when adding to library"**, then the new movie file will be deleted from the "Movies" folder, since it would have been copied to your designated iTunes Music folder; why have duplicate files hanging around?

- If you have selected to add the converted movie file to iPod, you will see iTunes reporting updating progress in the LCD screen. This may occur while the script displays its "Done" dialog. No sweat. It's just that the script is working ahead of iTunes. iTunes knows what it is doing ;)
- If you have selected to copy the converted track/file to an iPod, it will be listed under the "Movies" library of the iPod.

### Notes

- If you select another application after QuickTime starts exporting the file, you cannot again select QuickTime to see its progress. This is "just how it is".

### Helpful Links:

Click on the underlined URL text:

- Doug's AppleScripts for iTunes
- Assign Shortcut Keys to AppleScripts
- Download FAQ - **Info on downloading and installing AppleScripts**
- Doug's RSS Feed - **Recent site news, script additions and updates** (add link to your news reader)
- 30 Most Recent RSS Feed - **Most recent new and updated scripts** (add link to your news reader)

### Information and download link for this script is located at:

<http://www.dougscripts.com/itunes/scripts/ss.php?sp=convertmovieforipod>

Version History:

v1.0 oct 7 2006  
- initial release

this doc last updated November 29 06

### If you have any trouble with this script, please email me.

My name is Doug Adams  
[dougscripts@mac.com](mailto:dougscripts@mac.com)

This software is released "as-is". By using it or modifying it you agree that its author cannot be held responsible or liable for any tragedies resulting thereof.

This program is free software; you can redistribute it and/or modify it under the terms of the **GNU General Public License** as published by the Free Software Foundation; either version 2 of the License, or (at your option) any later version.

This program is distributed in the hope that it will be useful, but WITHOUT ANY WARRANTY; without even the implied warranty of MERCHANTABILITY or FITNESS FOR A PARTICULAR PURPOSE. See the GNU General Public License for more details.

Get a copy of the GNU General Public License by writing to the Free Software Foundation, Inc., 51 Franklin Street, Fifth Floor, Boston, MA 02110-1301, USA.

or visit <http://www.gnu.org/copyleft/gpl.html>

AppleScript, iTunes, and iPod are registered trademarks of Apple Computer, Inc.

