

Export Artwork to iPhoto v1.3

AppleScript for iTunes

Find more **free** AppleScripts and info on writing your own at Doug's AppleScripts for iTunes.

Export the artwork of the selected iTunes tracks to iPhoto.

This script is Donationware. If you use it and like it *please* consider making a donation to support my AppleScripting efforts. [Click here for more info.](#)

Installation:

If you installed the files from the downloaded disk image by dragging them to the "Installer", then the AppleScript and this Read Me document have already been installed in your *[user name] > Library > iTunes > Scripts* folder. The script will appear in iTunes' Script menu, where you can activate it by clicking on its name.

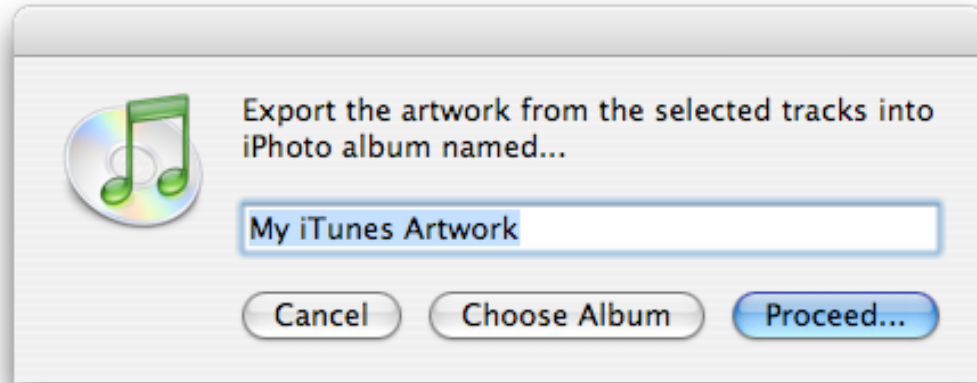
To manually install, if necessary: Put the folder "Export Artwork" in your iTunes Scripts folder. This is located in *[user name] > Library > iTunes*. If there is no folder named "Scripts" there, create one and put the folder in it. AppleScripts will then appear in iTunes' Script menu, and can be activated by selecting by name and clicking. Be sure to also save this Read Me document in a safe and convenient place.

How to use:

For best results make sure the Song Name, Artist, and Album tags of your tracks are not blank. The script uses these tags to identify artwork already imported into iPhoto. Blank tags may result in artwork *not* getting exported.

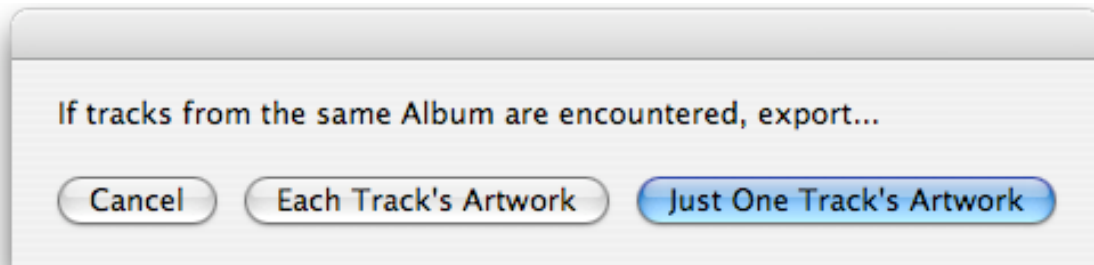
Start iTunes. Select some iTunes tracks – or an iTunes Playlist containing tracks – whose artwork you wish to add to iPhoto. Then select the script "Export Artwork to iPhoto" by clicking on its name in the iTunes' Script menu.

A dialog box will ask you to proceed with exporting:



You can enter a name for a new iPhoto album or click on "Choose Album" to select an existing iPhoto album. Clicking "Cancel" quits the script.

A second dialog box will ask you what to do if tracks with the same Album name are encountered:

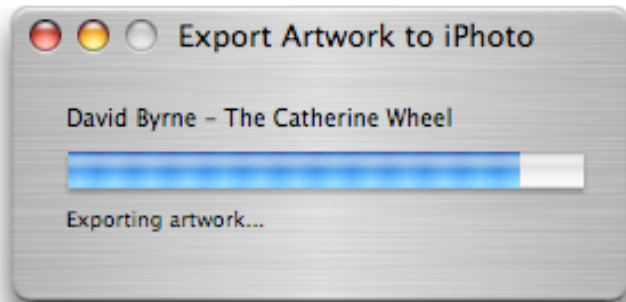


If you have selected two or more tracks from the same Album that use the same Artwork—as most music albums do—then click on "Just One Track's Artwork". This will save time and prevent the same Artwork from being exported many times.

If, on the other hand, two or more selected tracks have the same Album name but each have *different* Artwork, click on "Each Track's Artwork". This is also handy for exporting the artwork of movie or video tracks which may have the same Album name, which could be *no* Album name.

Clicking "Cancel" quits the script.

- Each artwork will be exported from iTunes and added to iPhoto using the Artist and Album of the iTunes track it came from as the photo title (name). If a movie or video track is selected its Song Name and Artist will be used as its photo title. ProgBar shows the progress:



- If a track contains multiple artworks, only the **first** artwork of a track will be imported. If a track is designated as a Compilation, then just its Album name will be used for the new photo's name.
- If iPhoto already contains a photo with the same title ("Artist" - "Album") as a selected track then that track's artwork will not be re-imported.
- The newly imported artwork will be copied to the iPhoto album you chose at the start of the script. Of course, the artwork will also appear in the main iPhoto library.
- When the script has finished, an alert will display reporting the number of artworks exported and the album in iPhoto will be selected and displayed.

Notes:

- The script works best when your Song Name, Artist, and Album tags are *not blank*. The script identifies iPhoto artworks by their title, which is comprised on the Artist and Album tags of a track (or, in the case of videos or movies, the Song Name and Artist). **The script will not export artwork to iPhoto if it determines that an iPhoto photo using the same title has already exported.**
- Any selected iTunes tracks which do not contain artwork will be skipped.
- You can drag a photo from iPhoto to the Artwork pane in iTunes to add it to the currently playing or any selected track.

Troubleshooting:

- On first running, the script may ask you "Where is ProgBar.app?" Select it from the list provided and everything should run fine after that.
- If, for some reason, an artwork cannot be imported into iPhoto, an alert will be displayed in iPhoto. The script will skip this artwork and continue running. You should dismiss the iPhoto alert message. Then click the "ProgBar.app" icon in the Dock so you can resume viewing the progress.
- If you get an "Out Of Memory" error, try re-starting your computer and running the script again. It uses a lot of processing power and memory.
- This script has been tested on several computers with the recommended software and operating system. Of course, I can't account for everyone's set-up. If you run into trouble, please contact me. My email address is below.

Helpful Links:

Click on the underlined URL text:

- Doug's AppleScripts for iTunes
- Assign Shortcut Keys to AppleScripts
- Download FAQ - **Info on downloading and installing AppleScripts**
- Doug's RSS Feed - **Recent site news, script additions and updates** (add link to your news reader)
- 30 Most Recent RSS Feed - **Most recent new and updated scripts** (add link to your news reader)

Information and download link for this script is located at:

<http://www.dougscripts.com/itunes/scripts/ss.php?sp=exportartworktoiphoto>

Version History:

v1.3 apr 7 2006

- create new or use existing iPhoto album
- select to export all album track's artwork or single representative artwork
- movie tracks will use the Song Name and Artist of the movie rather than its Artist and Album for title in iPhoto

v1.2.1 mar 2 2006

- works with iPhoto 6.x and above

v1.2 oct 7 2005

- changed location of temp folder to prevent potential "Unreadable" error
- detects if artwork already exists in iPhoto using Artist-Album tags and won't re-import
- now an application

v1.0.1 feb 23 2005

- fixed error when playlist is selected
- avoid artwork that is not JPEG or PNG

v1.0 feb 22 2005

- initial release

this doc last updated Nov 20 06

If you have any trouble with this script, please email me.

My name is Doug Adams

dougscripts@mac.com

This software is released "as-is". By using it or modifying it you agree that its author cannot be held responsible or liable for any tragedies resulting thereof.

This program is free software; you can redistribute it and/or modify it under the terms of the **GNU General Public License** as published by the Free Software Foundation; either version 2 of the License, or (at your option) any later version.

This program is distributed in the hope that it will be useful, but WITHOUT ANY WARRANTY; without even the implied warranty of MERCHANTABILITY or FITNESS FOR A PARTICULAR PURPOSE. See the GNU General Public License for more details.

Get a copy of the GNU General Public License by writing to the Free Software Foundation, Inc., 51 Franklin Street, Fifth Floor, Boston, MA 02110-1301, USA.

or visit <http://www.gnu.org/copyleft/gpl.html>

AppleScript, iTunes, and iPod are registered trademarks of Apple Computer, Inc.