

Sundry Info to Comments*

v4.5

For iTunes 11+/macOS 10.12+
Find more free AppleScripts
and info on writing your own
at Doug's AppleScripts for iTunes.

Copies your single choice of file name, file path (location), file's parent folder path, file creation date, current playlist, volume adjustment, start time, stop time, artwork size (WxH), purchaser name or purchaser account ID to your choice of Category, Comments, Description or Episode ID tag of each selected track. By putting such data in one of these available tags it can be visible and sortable or used with Smart Playlist criteria.

***Earlier versions of this script only used the Comments tag. But, despite the addition of the Category, Description and Episode ID tags, I have kept its name the same for legacy purposes.**

For macOS 10.12 and later only.

This app is free to try full-featured for 10 days. If you like it you can purchase a code for \$1.99 which will unlock the 10 day trial restriction. Launch the app and click "Register..." in the its File menu to make an in-app purchase through PayPal.

Installation:

This script is an **AppleScript applet** and can be run by double-clicking its icon in the Finder. However, it is probably best accessed from the iTunes Script menu.

Put AppleScripts in your iTunes "Scripts" folder. This is located at *[user name] / Library / iTunes / Scripts /*.

*The user Library directory is hidden by default. To make it visible, hold down the Option key on your keyboard and select **Go > Library** from the Finder.*

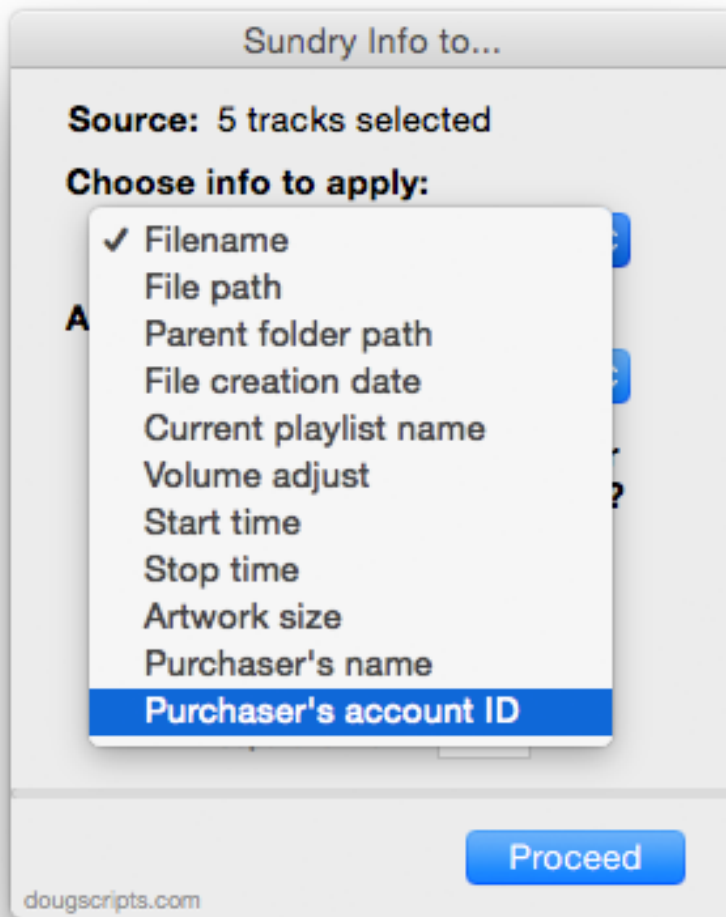
If the *[user name] / Library /* folder does not contain the "iTunes" or "Scripts" folders then then create them and put the script(s) in the "Scripts" folder. AppleScripts will then appear in iTunes' Script menu, and can be activated by selecting by name and clicking. Be sure to also save this Read Me document in a safe and convenient place.

See the online Download FAQ for more info and video on downloading and installing AppleScripts.

How to use:

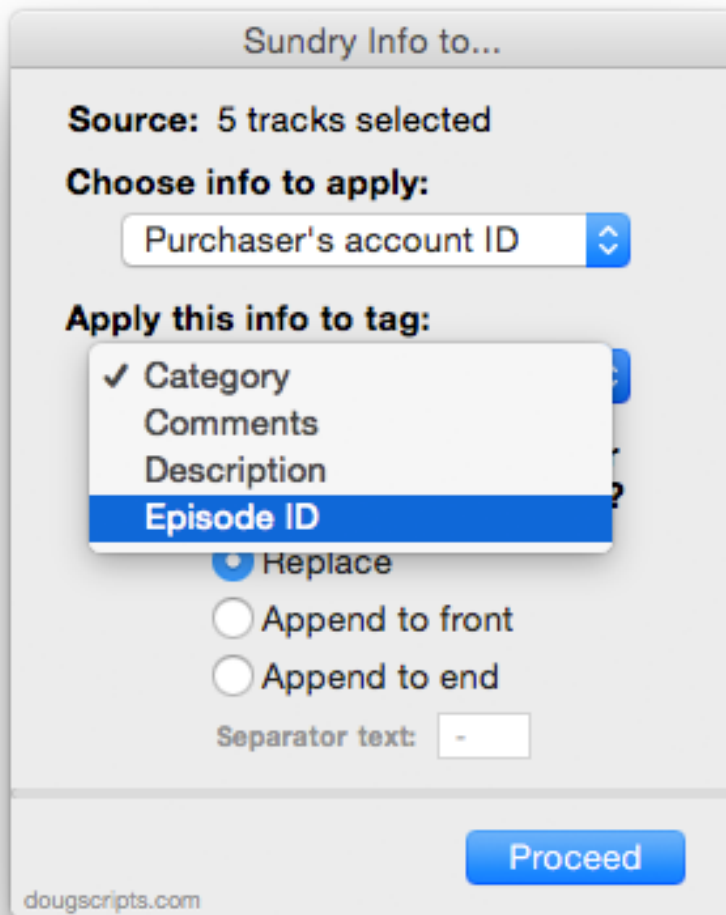
Select some tracks in iTunes. Then launch the script.

1) Select the info you want to use.



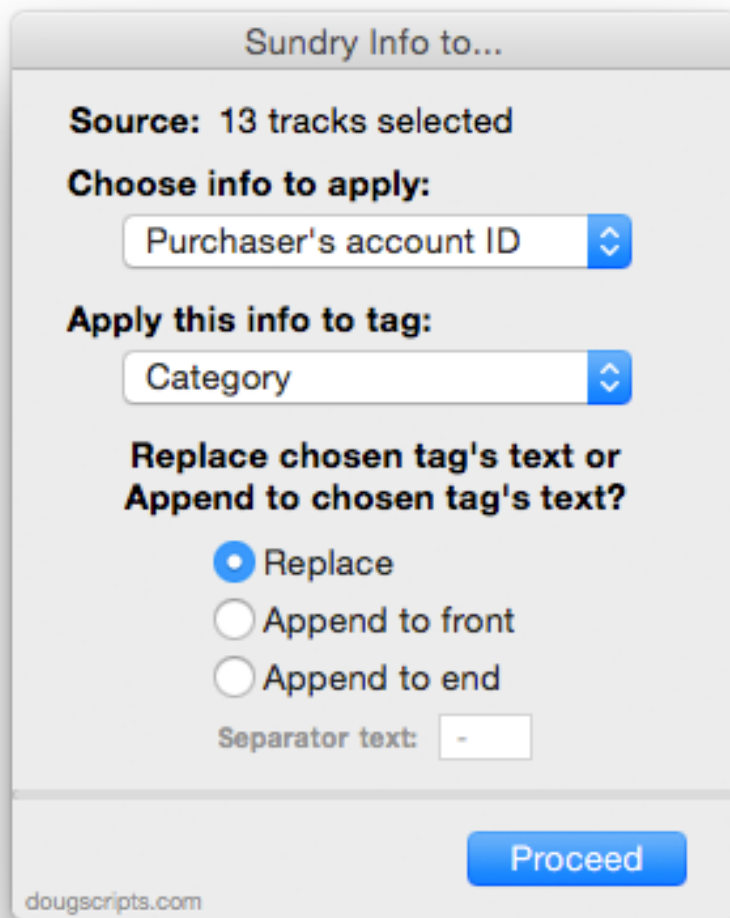
(**Purchase** and **artwork** info may not always be available for all tracks.)

2) Choose which tag to apply the data to:



The **Category**, **Description** and **Episode ID** tags are typically used for **non-music** tracks (like Podcast and TV Show tracks) but they are available to use with any kind of tracks. In fact, that's probably what makes them ideal to use for storing this additional data. You can use iTunes' **View Options** to display their columns in an iTunes browser window.

3) Choose to **Replace** the current text of the chosen tag entirely with the new info or to **Append** the new info to the "front" or "end" of the current text of chosen tag (and be sure to set the "Separator text" that will appear between the current tag data and the new info):



Click the "Proceed" button and the script will apply the information to each track's chosen tag accordingly.

The applet will stay active until **Quit** (Command-Q) and will be aware of track selection changes while active.

- The options you choose will be saved as defaults and will be applied the next time you launch the applet.

- **About using file creation date, start and stop times:** Category, Comments, Description and Episode ID tags can only accept text. So the file creation date is rendered in text as something like **2011-11-04 20:26:34** and **start/stop** times as **HH:MM:SS**—which makes both formats eminently text-sortable.

Helpful Links:

Information and download link for this script is located at:

<https://dougscripsts.com/itunes/scripts/ss.php?sp=sundryinfotocomments>

If you have any trouble with this script, please email me.

My name is Doug Adams

support@dougscripsts.com

Click on the underlined URL text:

- Doug's AppleScripts for iTunes
- Assign Shortcut Keys to AppleScripts
- Doug's RSS Feed - **Recent site news, script additions and updates** (add link to your news reader)
- 30 Most Recent RSS Feed - **Most recent new and updated scripts** (add link to your news reader)

Version History:

v4.5 sept 18 2018

- Initial accommodations for macOS 10.14 Mojave
- Minor performance and security enhancements

v4.4 sept 5 2017

- Initial accommodations for macOS 10.13 High Sierra
- Addresses issue with file error alert
- Minor performance and security enhancements

v4.3 may 22 2017

- Fixes compatibility issue with macOS 10.12.5

v4.2 december 11 2016

- Minor maintenance
- This version for macOS 10.10 and later only

v4.1 june 22 2016

- Preliminary support for macOS 10.12
- Security update

v4.0 dec 11 2014

- Updated for Yosemite compatibility
- For OS X 10.8 and later only
- Adds Episode ID as write-to tag
- Adds start, stop times, artwork size as option
- Adds user-settable separator text when appending to extant data
- Adds "Check for Update"
- Adds access to online Help
- Adds ten day trial

v3.2 dec 22 2012

- fixes issue which prevented appending text correctly

v3.1 jul 30 2012

- compatible with OS X (Mountain Lion)

v3.0 nov 5 2011

- written as a Cocoa-AppleScript applet for OS X 10.6 and 10.7 only
- consolidates options settings to single window
- adds Category and Description as tags to use for info
- adds purchase name and purchase account ID as options
- removes persistent ID option
- fixes error with name of track's playlist

v2.0 nov 17 2010

- major fixes, updates and finesses

v1.0 mar 19 2005

- initial release

This doc last updated September 18 2018

This software is released "as-is". By using it or modifying it you agree that its author cannot be held responsible or liable for any tragedies resulting thereof.

AppleScript, iTunes, iPhone, iPad and iPod are registered trademarks of Apple Inc.