

Convert and Export

v4.2

For iTunes 11+/macOS 10.10+
Find more free AppleScripts
and info on writing your own
at [Doug's AppleScripts for iTunes](#)

This script converts the files of the selected tracks in iTunes using an encoder of your choice on-the-fly (restoring your Preferences-set encoder afterwards). The newly converted files are then moved to a new location of your choice, and their tracks removed from iTunes.

For macOS 10.12 and later only.

This app is free to try for 10 days. If you like it you can purchase a code for \$2.99 which will unlock the 10 day trial restriction and enable the sub-folder options. Launch the app and click "Register..." in its File menu to make an in-app purchase through PayPal.

Installation:

This script is an **AppleScript applet** and can be run by double-clicking its icon in the Finder. However, it is probably best accessed from the iTunes Script menu.

Put AppleScripts in your iTunes "Scripts" folder. This is located at *[user name] / Library / iTunes / Scripts /*.

*The user Library directory is hidden by default. To make it visible, hold down the Option key on your keyboard and select **Go > Library** from the Finder.*

If the *[user name] / Library /* folder does not contain the "iTunes" or "Scripts" folders then then create them and put the script(s) in the "Scripts" folder. AppleScripts will then appear in iTunes' Script menu, and can be activated by selecting by name and clicking. Be sure to also save this Read Me document in a safe and convenient place.

See the online Download FAQ for more info and video on downloading and installing AppleScripts.

How to use:

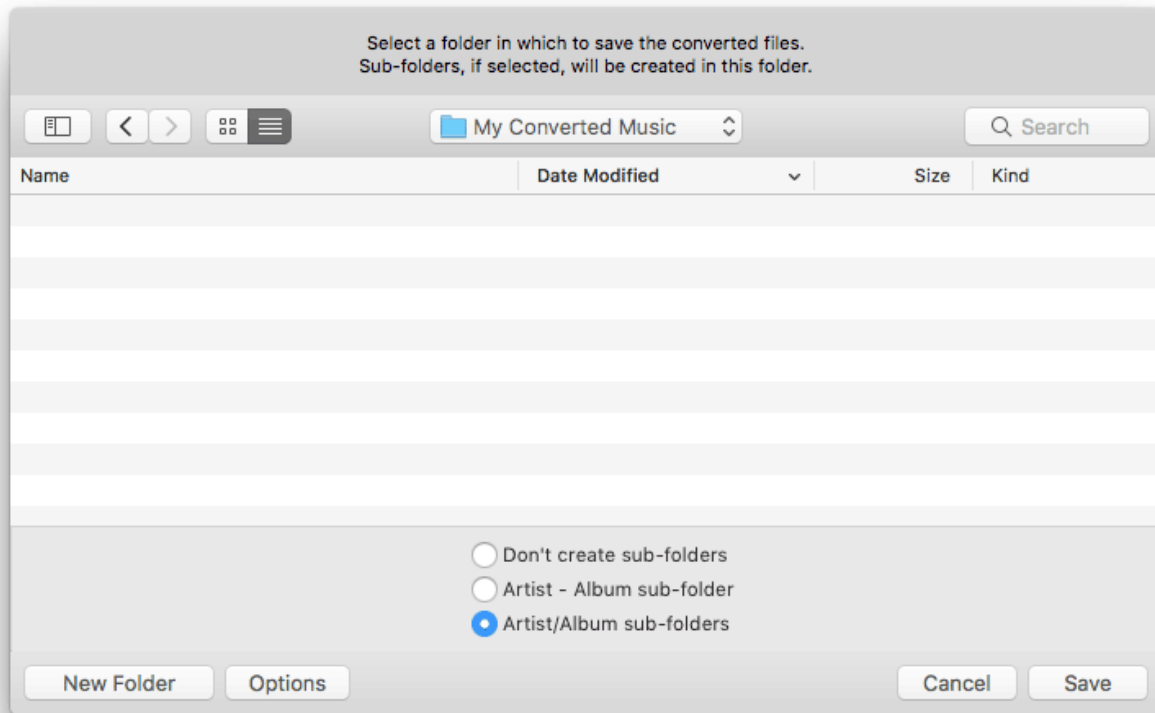
Select some tracks in iTunes you want to convert and export to a new folder and then launch the applet. This panel will appear:



Choose an encoder to use from the popup. Your current iTunes encoder will be pre-selected. Then click the "OK" button.

The current settings of whichever encoder you choose will be used. Therefore, your preferred settings should be set **before** running the script by clicking the "Import Settings" button in the "General" tab of iTunes' Preferences.

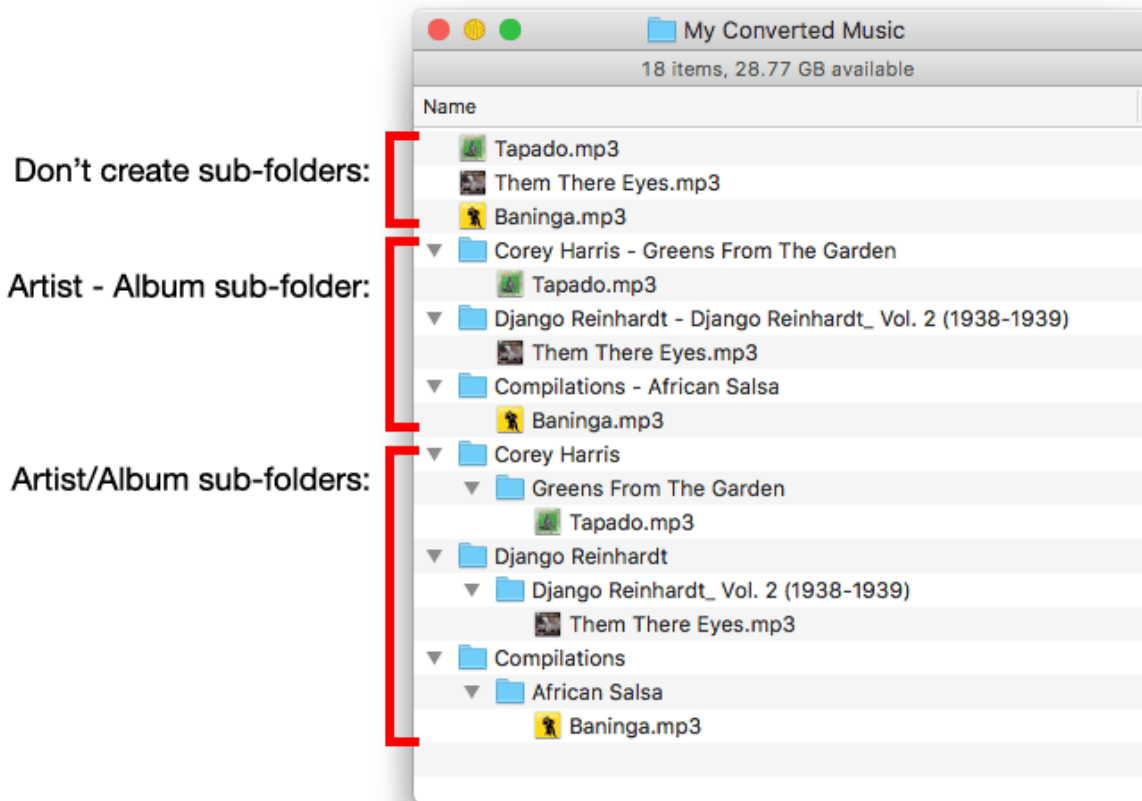
Next, select a folder to which the converted files will be moved.



(Sub-folder options are only available in the registered version.)

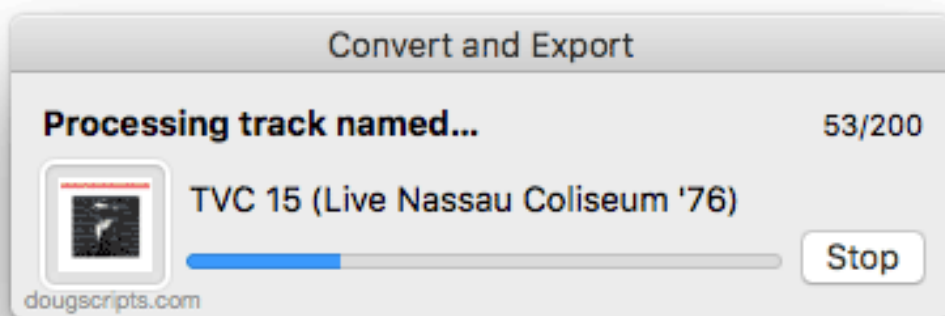
- **Don't create sub-folders** - simply save the converted files to the selected folder.
- **Artist - Album sub-folder** - save each converted file to a sub-folder named using its Artist and Album tags.
- **Artist/Album sub-folders** - save each converted file in a 2-level sub-folder hierarchy named using its Artist and Album tags, respectively.

For example, here are three tracks processed using each of the three sub-folder options (*see more about the Compilations folder below**):



- Sub-folders will be created if they do not already exist. Exported files will **replace** same-named files if they already exist.
- Converted files will be named using the **track's Name** and the extension of its file.

Click on the Save button to begin converting the selected tracks.



After a few moments, the files of the selected tracks will have been converted and the converted files moved to your chosen folder, their tracks removed from iTunes (the

original files and tracks remain where they are), and your original encoder will be restored.

- The processing can be abandoned by clicking the "Stop" button in the progress window.

Notes:

- Only music tracks with locally accessible un-protected files can be converted. After files have been processed, messages containing information on tracks of files which were converted and/or not converted will be logged to Console.app (located in the / *Applications/Utilities/* folder). Enter "Convert and Export" in Console.app's search field and press the return key to view the messages the app has generated.

- The iTunes tri-tone "done chime" will sound after each track is converted. This cannot be inhibited.

- *If tracks are designated as being part of a compilation and a **sub-folders** option is selected, the name "Compilations" will be used instead of the text from track's Artist tag.

If **Artist - Album sub-folder** is selected, "Compilations" is used in the sub-folder name instead of the track's Artist name.

If **Artist /Album sub-folder** is selected, the "Album" folders will be created in a "Compilations" folder instead of "Artist" folders.

In either case, if you prefer to use a different term for "Compilations", such as "Collections" or "Various Artists", you can enter the following single-line command into Terminal.app where 'NEW NAME' is your preferred text—be certain to maintain the single-quotes:

```
defaults write com.dougscripts.convertandexport  
defaultCompilationsName 'NEW NAME'
```

Helpful Links:

Information and download link for this script is located at:

<https://dougscripts.com/itunes/scripts/ss.php?sp=convertandexport>

If you have any trouble with this script, please email me.

My name is Doug Adams
support@dougscripts.com

Click on the underlined URL text:

- Doug's AppleScripts for iTunes
- Assign Shortcut Keys to AppleScripts
- Doug's RSS Feed - **Recent site news, script additions and updates** (add link to your news reader)
- [30 Most Recent RSS Feed](#) - **Most recent new and updated scripts** (add link to your news reader)

Version History:

v4.2 Sept 17, 2018

- Initial accommodations for macOS 10.14 Mojave
- Minor performance and security enhancements

v4.1 Sept 3, 2017

- Initial accommodations for macOS 10.13 High Sierra
- Minor performance and security enhancements

v4.0 June 18, 2017

- Adds sub-folder options
- Adds accommodation for Compilation tracks
- Interface changes and updates
- Adds ten-day free trial

v3.4 May 23, 2017

- Accommodates playlist windows in iTunes 12.6 and later
- Fixes compatibility issue with macOS 10.12.5

v3.3 October 11, 2016

- Maintenance update
- This version for OS X 10.10 and later only

v3.2 July 16, 2015

- Preliminary support for OS X 10.11 (El Capitan)
- Accommodates changes in iTunes 12.2

v3.1 mar 23 2015

- fixes issue acknowledging appreciation payment

v3.0 feb 28 2015

- general maintenance update

v2.1 dec 25 2013

- maintenance update for compatibility with OS X 10.9

v2.0 jul 28 2011

- updated for compatibility with OS X 10.7

v1.1 apr 17 05

- fixed a bug which prevented the converted file from being moved properly

v1.0 apr 13 05

- initial release

This doc last updated September 17 2018

This software is released "as-is". By using it or modifying it you agree that its author cannot be held responsible or liable for any tragedies resulting thereof.

AppleScript, iTunes, iPhone, iPad and iPod are registered trademarks of Apple Computer, Inc.